



# Print & Apply Floor Stand

The Domino Print & Apply Floor Stand offers unmatched flexibility and versatility. Designed to be easy to use and built for tough environments, you can rest at ease that your Print & Apply unit will stand stable for many years to come.

## Versatile and Flexible

- ◆ 7 mounting points for freedom of choice when attaching machine modules and accessories.
- ◆ 700mm vertical adjustment with an easy to use winding handle.

## Complete system for all needs

- ◆ Brackets for printer, beacon and air kit included.
- ◆ Removable base and lower column for high and low labelling applications.
- ◆ Handles all mounting angles.


## Robust and easy to use

- ◆ Rugged steel for the stability needed.
- ◆ Cable cover to keep the installation neat and tidy.
- ◆ Adjustable feet to compensate for uneven floor.



## Features & Benefits

Mounting plate for air supply kit included.



7 mounting points to choose from for mounting the different parts of your Print & Apply unit, provides flexibility to create an optimal operator environment.

Detachable covers on the back for nice and tidy cable and tube installation.

Can be bolted to floor if base and/or lower column is not needed for the application.




20mm adjustable feet for uneven floors with bolt down holes for extra stability.

700mm height adjustment with winding handle.

Two mounting brackets for e.g. beacon included.

300mm mounting tube included for a stable mounting of your Print & Apply unit.

2 versions of mounting bracket included to support any mounting angle of your Print & Apply unit.



Adjustable mounting point 250-1650mm above floor.

Lower column can be removed to meet a lower application need.

730mm

770mm


130mm

To find out more, please visit [www.domino-printing.com](http://www.domino-printing.com)

## Options

### Long mounting tube

A 500mm long mounting tube, which can replace the included mounting tube to give an extra 200mm horizontal reach.



### TouchPanel mounting arm

Gives you the possibility to easily place the optional **TouchPanel** in the most user-friendly position.

